



**FINANCIAL
SERVICES
FORUM**

The Value and Strength of America's Largest Financial Institutions

June 2022

| About the Financial Services Forum

The Financial Services Forum is an economic policy and advocacy organization whose members are the chief executive officers of the eight largest and most diversified financial institutions headquartered in the United States. Forum member institutions are a primary source of lending and investment in the United States and serve millions of consumers, businesses, investors, and communities throughout the country. The Forum promotes policies that support savings and investment, financial inclusion, deep and liquid capital markets, a competitive global marketplace, and a sound financial system.

OUR MEMBERS



JPMORGAN CHASE & CO.

Morgan Stanley



STATE STREET.





Our value to the economy

We support economic growth by lending to consumers, businesses, and other financial institutions, and foster deep and liquid capital markets that allow the U.S. government and private institutions to finance public spending and investment

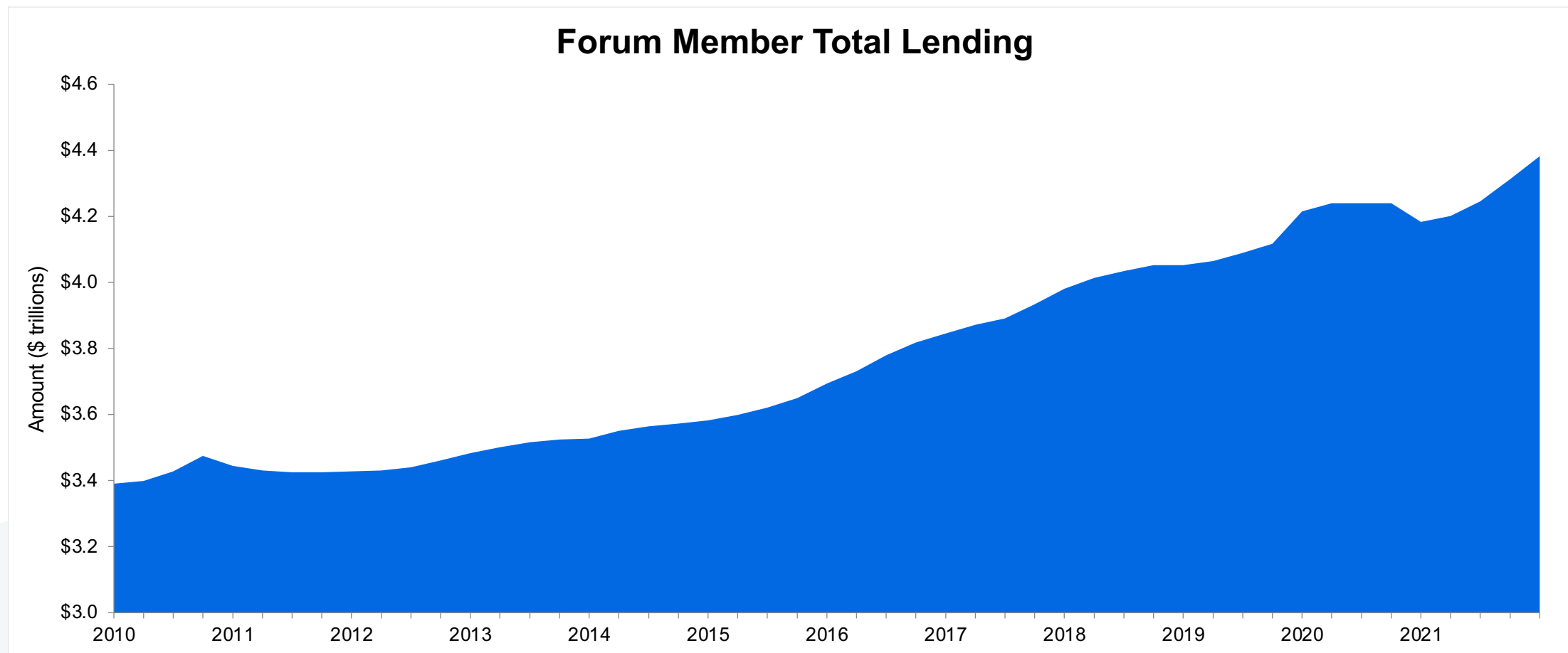


**FINANCIAL
SERVICES
FORUM**

Supporting Savings and Investment Through Lending

| Total Lending

Forum members hold **\$4.49 trillion in loans**, accounting for **41 percent of total lending** by banks to businesses and households.

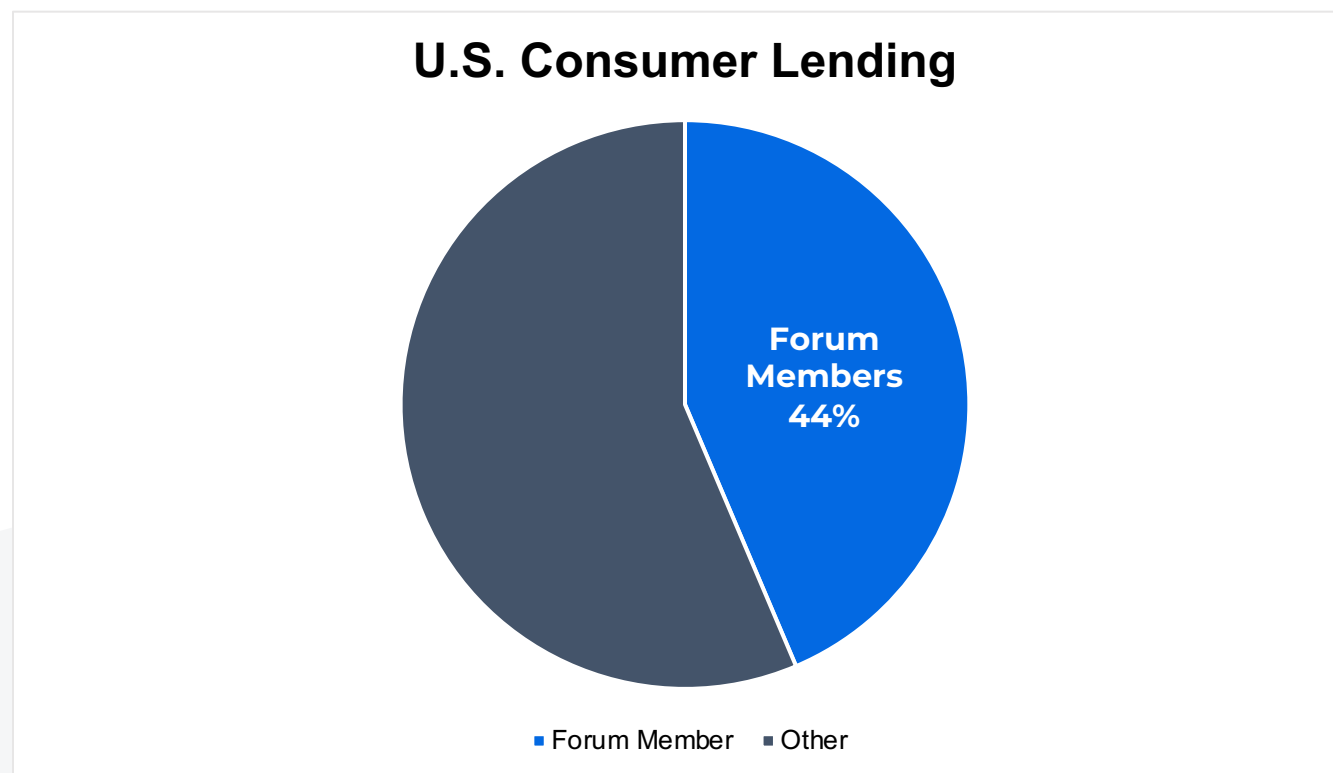


Sources: Federal Reserve data, Assets and Liabilities of Commercial Banks in the United States – H.8, available at <https://www.federalreserve.gov/releases/h8/default.htm>; FR Y-9C data, available at <https://www.ffiec.gov/nicpubweb/nicweb/HCSGreaterThan10B.aspx>

Note: Chart represents a rolling four-quarter average

Lending to Consumers

Forum members provide more than \$733 billion in consumer loans, accounting for nearly half of all consumer loans by banks in the United States. Consumer lending supports loans for a variety of household needs, such as the purchase of a car or furnishing a new home.

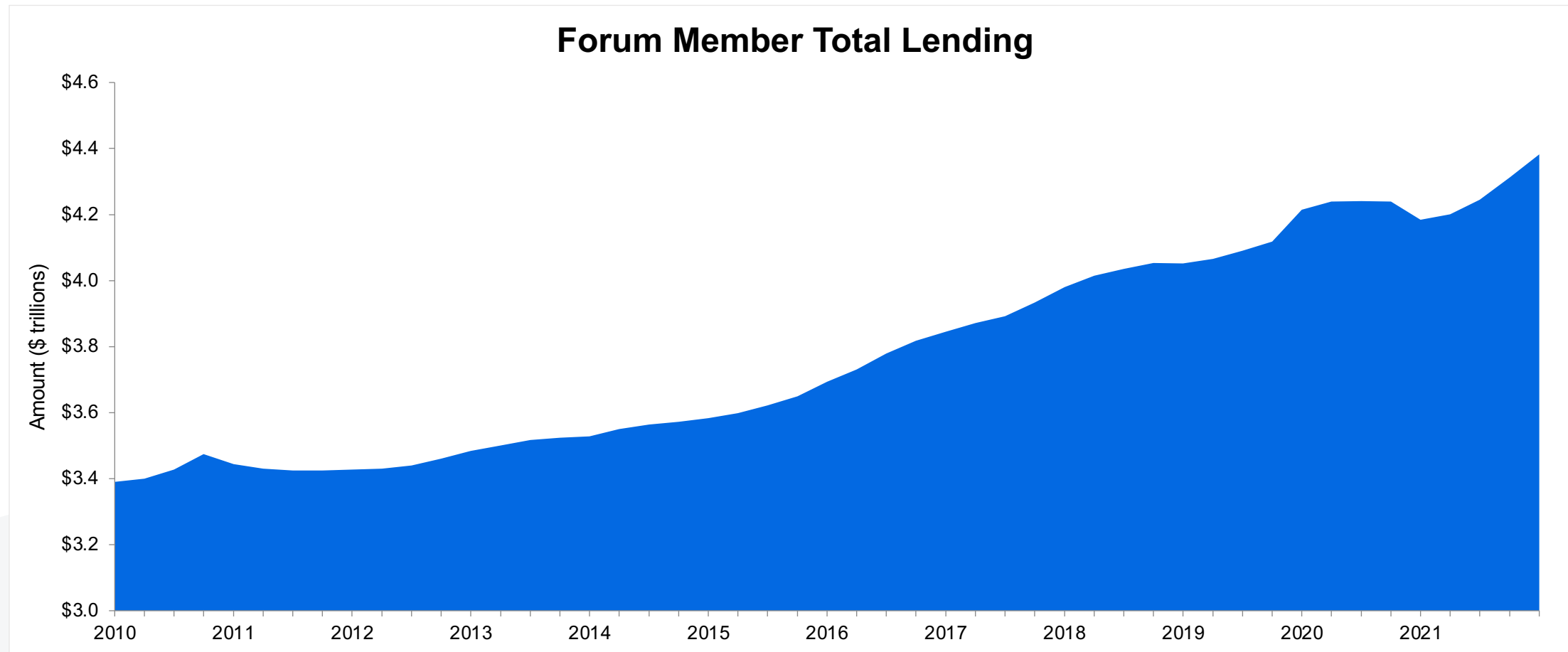


Sources: Federal Reserve data, Assets and Liabilities of Commercial Banks in the United States – H.8, available at <https://www.federalreserve.gov/releases/h8/default.htm>; FR Y-9C data, available at <https://www.ffiec.gov/nicpubweb/nicweb/HCSGreaterThan10B.aspx>

Note: Consumer lending defined as credit cards, other revolving credit plans, automobile loans, and other personal loans held for trading

Commercial and Industrial (C&I) Lending

Our C&I lending has greatly increased since 2010, accounting for **38 percent of total C&I lending by banks** in the market, helping businesses grow and contribute to the economy.



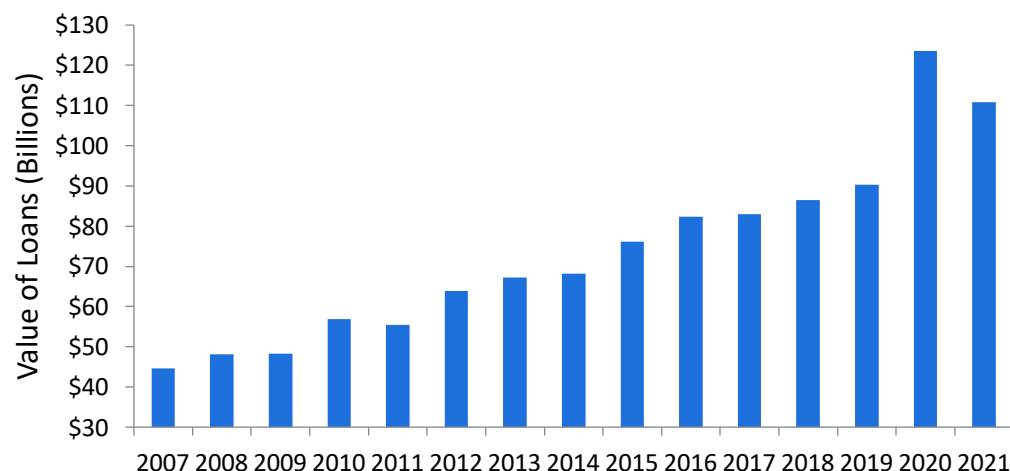
Sources: Federal Reserve data, Assets and Liabilities of Commercial Banks in the United States – H.8, available at <https://www.federalreserve.gov/releases/h8/default.htm>; FR Y-9C data, available at <https://www.ffiec.gov/nicpubweb/nicweb/HCSGreaterThan10B.aspx>

Note: Chart represents a rolling four-quarter average

Small Business Lending

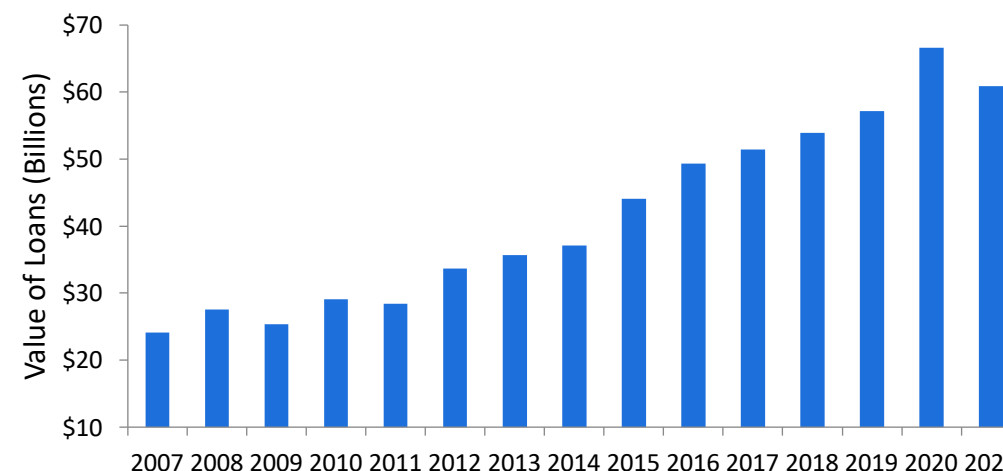
We are a major source of lending to small businesses, helping the economy grow at both a community and national level. Our members hold **\$111 billion in small business loans**.

Forum Member Amount of Outstanding Loans
Under \$1 Million



- We provide \$111 billion in business loans less than \$1 million, representing 32% of all such loans by banks to small businesses

Forum Member Amount of Outstanding Loans
Under \$100,000

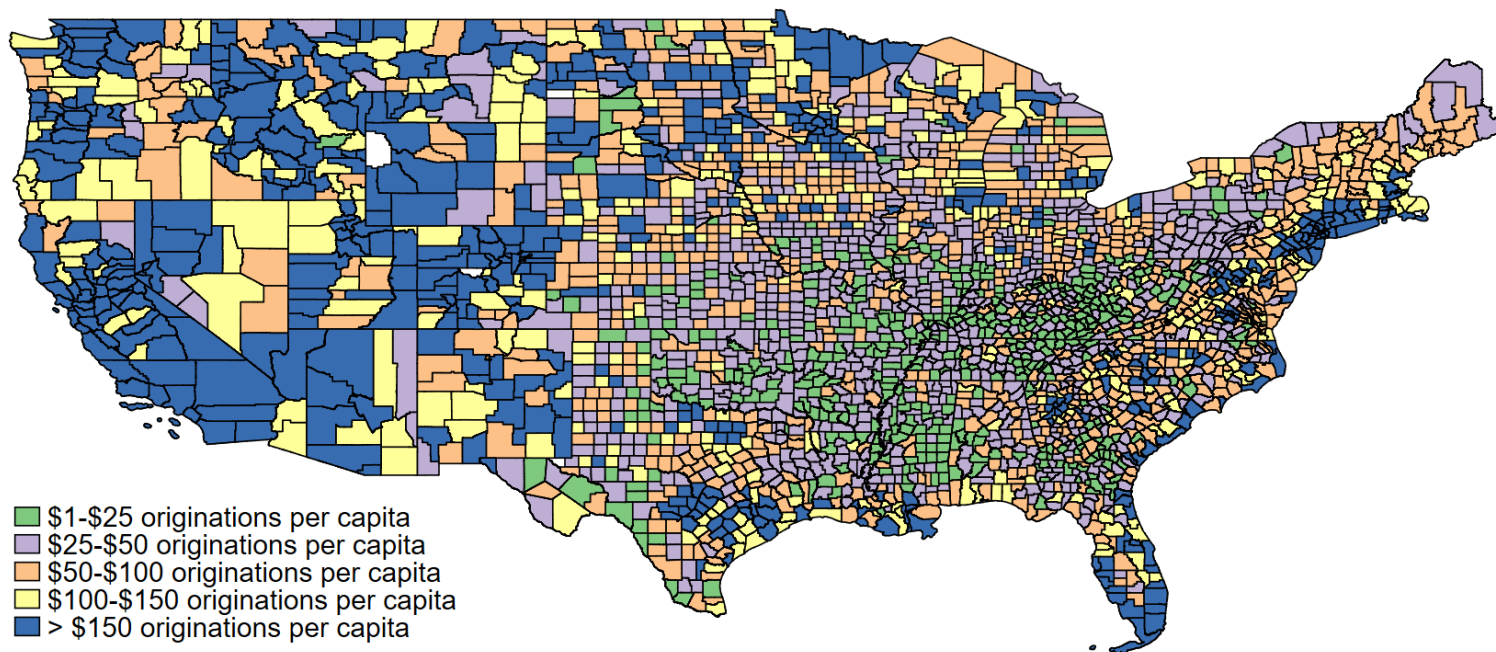


- We also provide \$61 billion in business loans less than \$100,000, representing more than one-third of all such loans by banks to small businesses

Forum members lend to small businesses across the United States

Forum member small business lending supports entrepreneurship across the nation and in a wide array of communities.

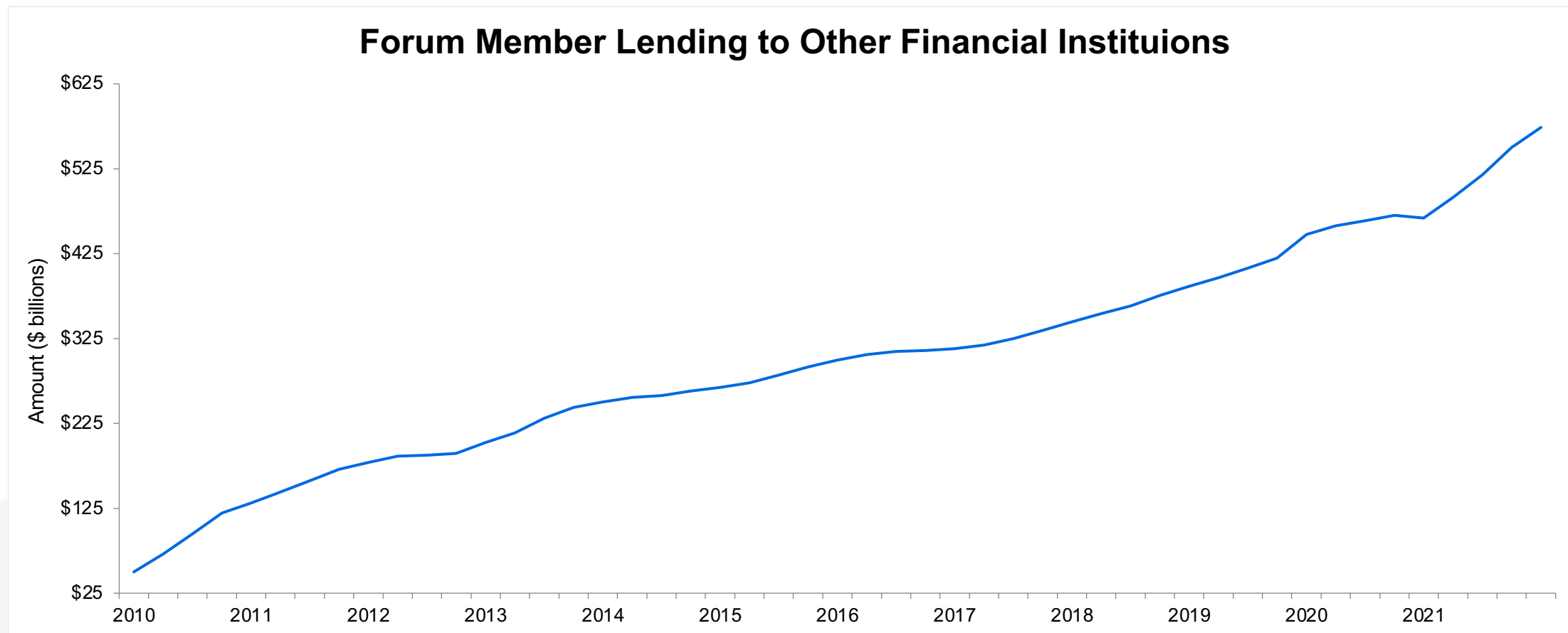
Forum Member Small Business Lending
Small Business Loans per Capita



- These data reflect originations of small business loans from 2010-2020 by Forum members
- Small business lending is spread throughout the United States and areas with the highest percentage of small business lending per capita represent a diversity of geographic regions

| Lending to Other Financial Institutions

We meet nearly three-quarters of the bank funding needs of other financial institutions. Lending to financial institutions supports the needs of community banks, insurance companies, and mortgage finance companies, which provide important services to businesses and households.



Sources: Federal Reserve data, Assets and Liabilities of Commercial Banks in the United States – H.8, available at <https://www.federalreserve.gov/releases/h8/default.htm>; FR Y-9C data, available at <https://www.ffiec.gov/nicpubweb/nicweb/HCSGreaterThan10B.aspx>

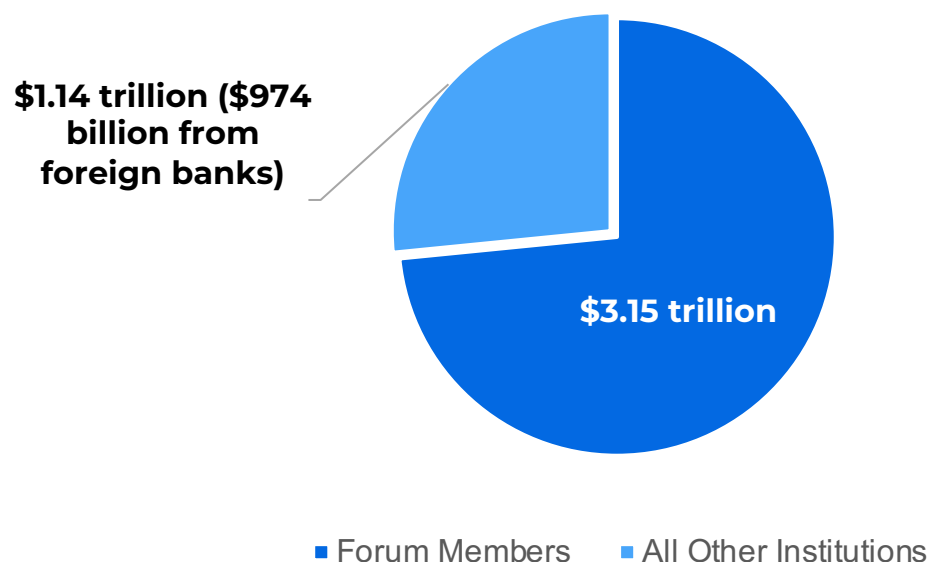
Note: Chart represents a rolling four-quarter average

Supporting Deep and Liquid Capital Markets

Total Debt and Equity Underwriting Activity

Our members underwrite nearly three-quarters of debt and equity transactions—such as initial public offerings—among large institutions in the U.S., providing a critical service that other U.S. institutions cannot offer on a similar scale.

Four-quarter average for periods ending Q1 2021 and Q1 2022



Our underwriting activities:

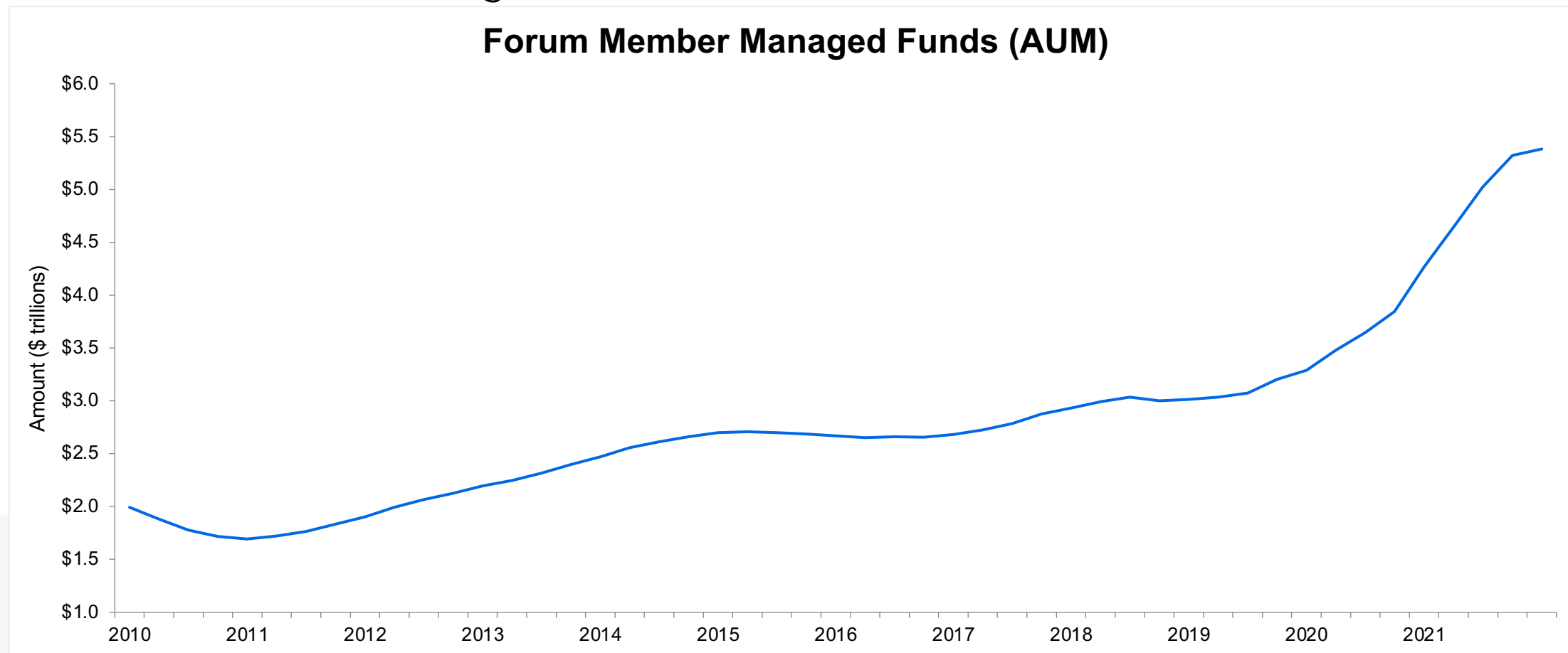
- foster deep and liquid capital markets
- support corporate investment in the real economy

Source: FR Y-15 data, available at <https://www.ffiec.gov/nicpubweb/nicweb/HCSGreaterThan10B.aspx>

Note: The data cover debt and equity underwriting for all holding companies with total consolidated assets in excess of \$50 billion

Mutual Funds and Annuities

With **\$5.3 trillion of mutual funds and annuities under management**, we support retirement and other saving needs.

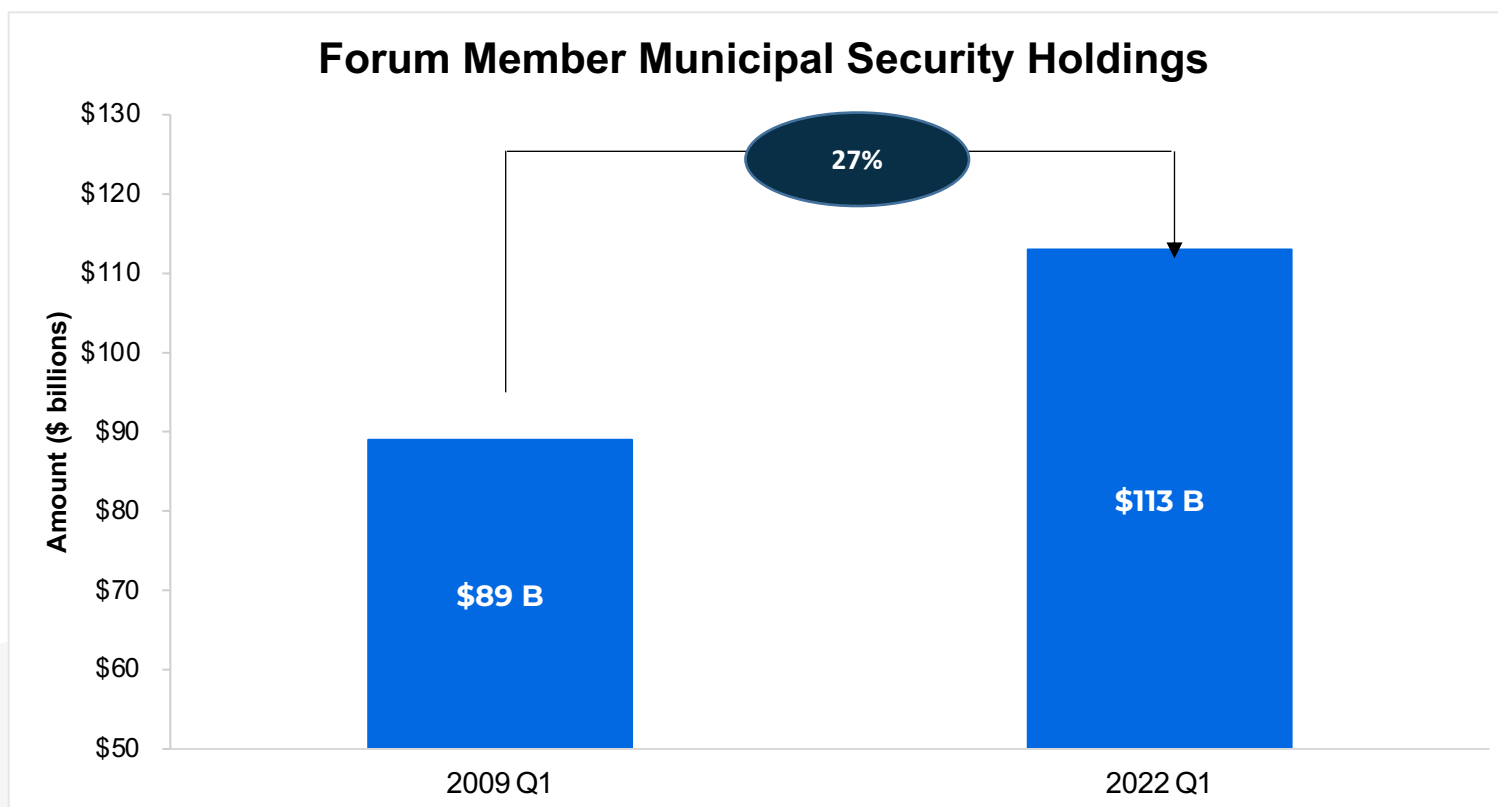


Sources: Federal Reserve data, Assets and Liabilities of Commercial Banks in the United States – H.8, available at <https://www.federalreserve.gov/releases/h8/default.htm>; FR Y-9C data, available at <https://www.ffiec.gov/nicpubweb/nicweb/HCSGreaterThan10B.aspx>

Note: Chart represents a rolling four-quarter average

Municipal Securities Holdings

With **\$113 billion in municipal securities holdings**, we finance a significant portion of state and local government expenditures for vital projects, such as hospitals, roads, bridges, and schools.



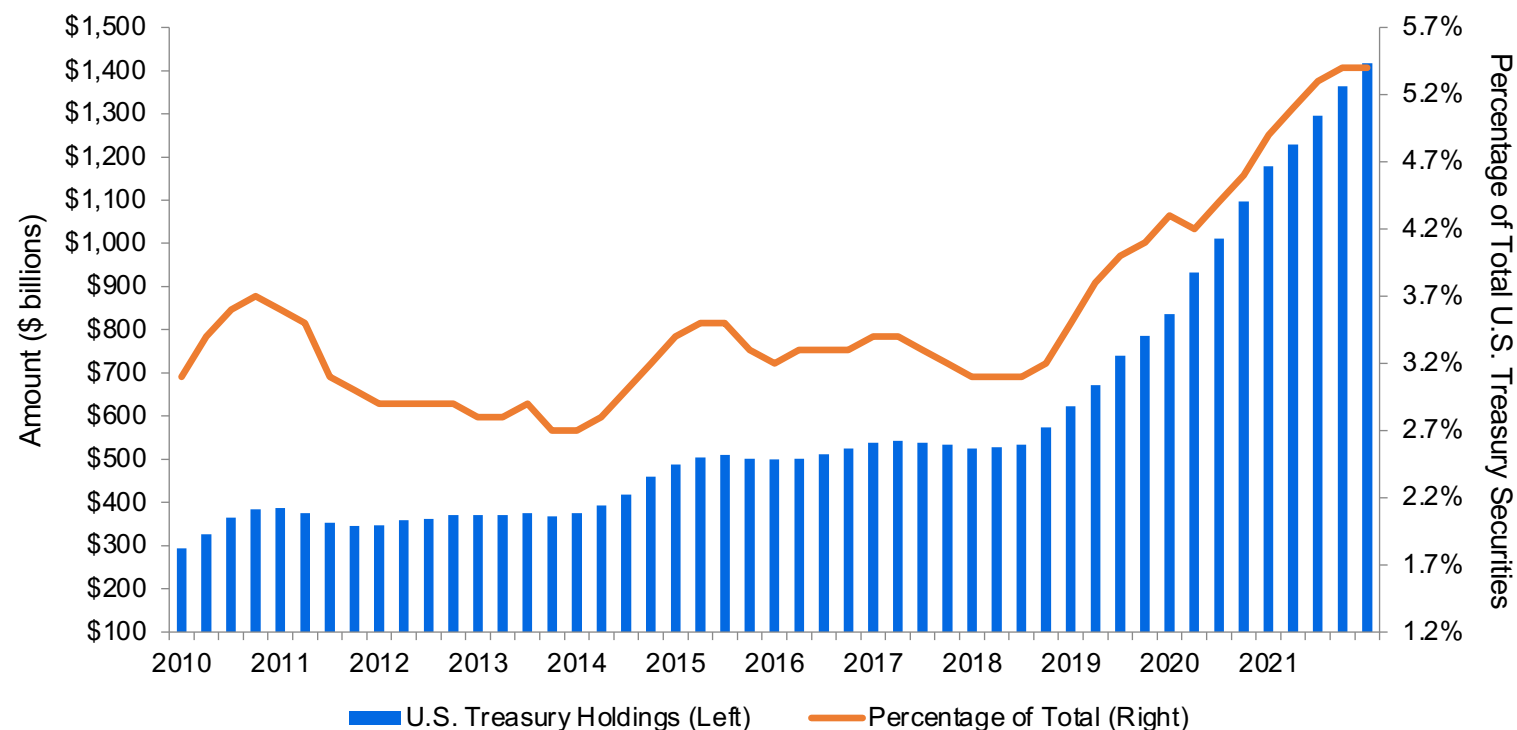
- Our holdings of municipal securities also foster liquid secondary markets, thus improving the ease and cost with which state and local governments can access capital markets and finance public spending and investment

Sources: Federal Reserve data, Assets and Liabilities of Commercial Banks in the United States – H.8, available at <https://www.federalreserve.gov/releases/h8/default.htm>; FR Y-9C data, available at <https://www.ffiec.gov/nicpubweb/nicweb/HCSGreaterThan10B.aspx>

U.S. Treasury Securities

With over **\$1.4 trillion in U.S. Treasury securities holdings**, we also finance a significant portion of federal government expenditures.

Forum Member U.S. Treasury Holdings



- Our holdings of U.S. Treasury securities also foster liquid secondary markets, thus improving the ease and cost with which the U.S. government can access capital markets and finance public spending and investment

Sources: Federal Reserve data, Financial Accounts of the United States - Z.1, available at <https://www.federalreserve.gov/releases/Z1/current/default.htm>; FR Y-9C data, available at <https://www.ffiec.gov/nicpubweb/nicweb/HCSGreaterThan10B.aspx>

Note: Chart represents a rolling four-quarter average

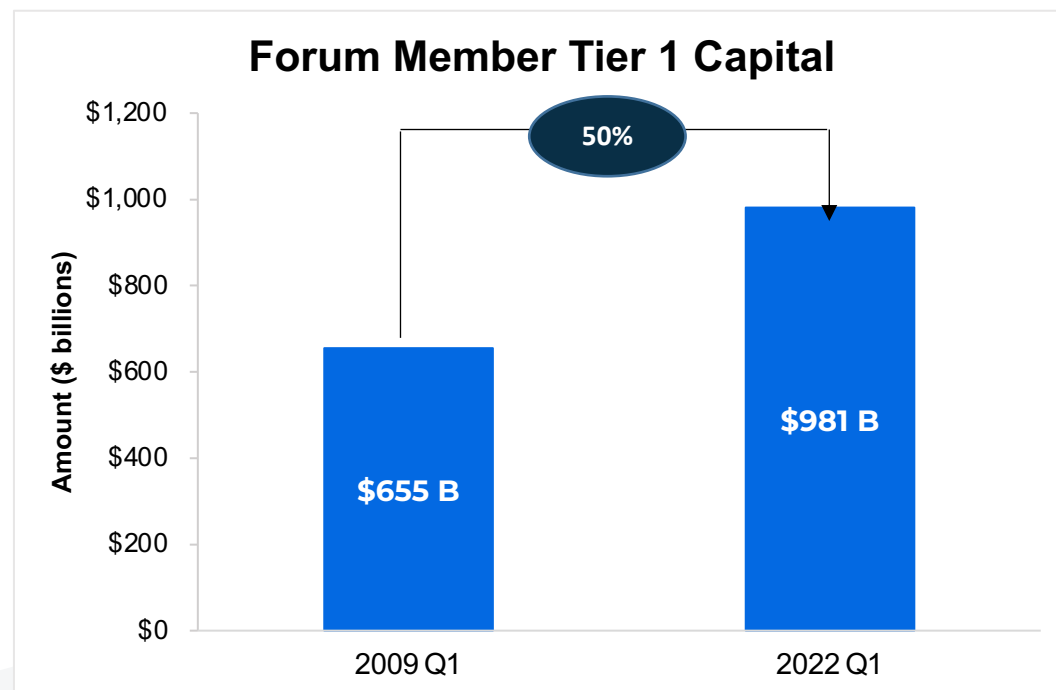
Improvements in resiliency, resolvability, and supervision

- We have substantially improved our capital and liquidity positions in the past several years
- In addition, a number of regulatory and supervisory changes have led to further improvements in our resiliency and resolvability
- These changes have resulted in a more robust banking system that supports a strong economy
- Prudential regulation should promote safe and sound institutions that can lend in both good and bad times

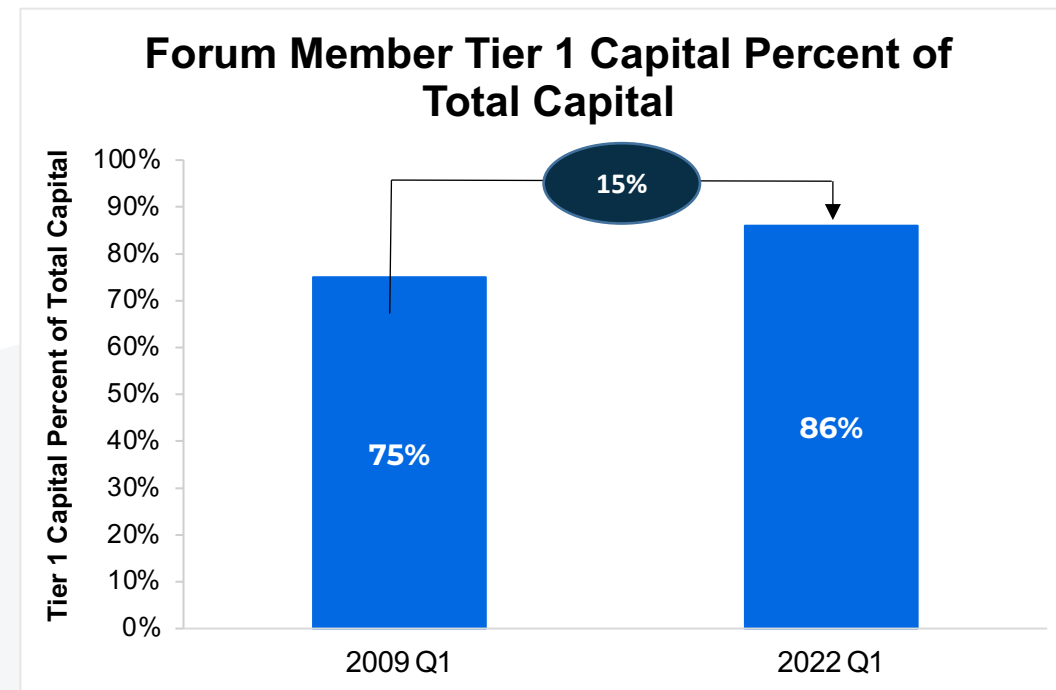
Improvements in Capital and Liquidity

Improvements in Tier 1 Capital and Resiliency

We have significantly enhanced the quality and quantity of our capital. Since 2009, **Tier 1 capital has increased by 50 percent** and has grown as a share of risk-weighted assets and total capital. Our members currently maintain **\$981 billion of Tier 1 capital**.



- Both dollar amounts of capital and capital ratios have improved markedly since 2009



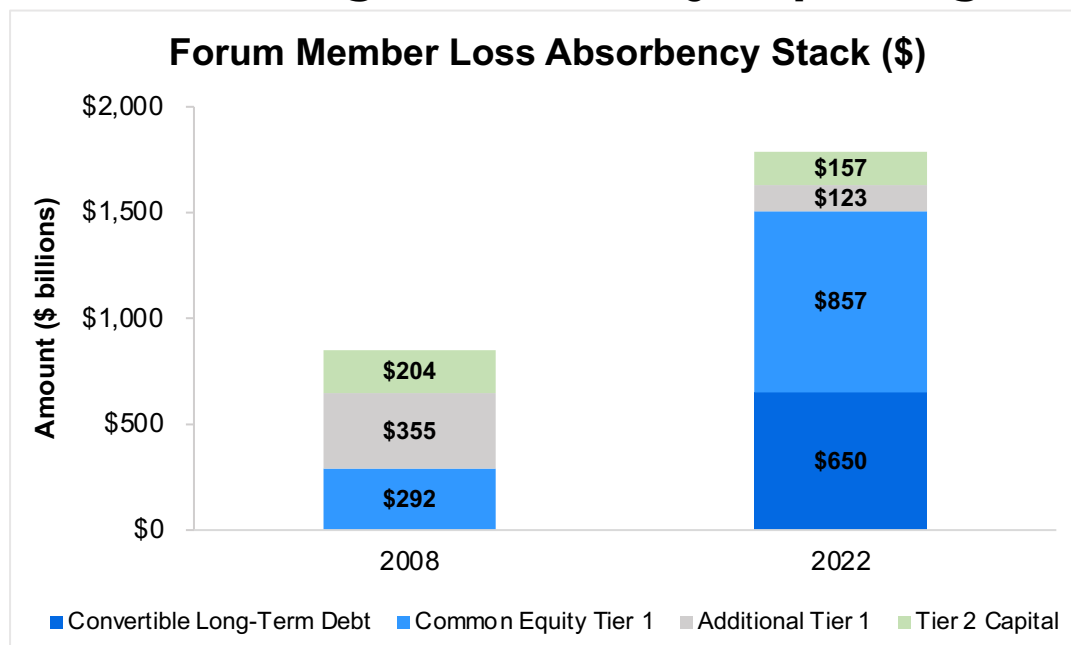
- The share of capital accounted for by high-quality and loss-absorbing Tier 1 capital has improved markedly

Source: FR Y-9C data, available at <https://www.ffiec.gov/nicpubweb/nicweb/HCSGreaterThan10B.aspx>

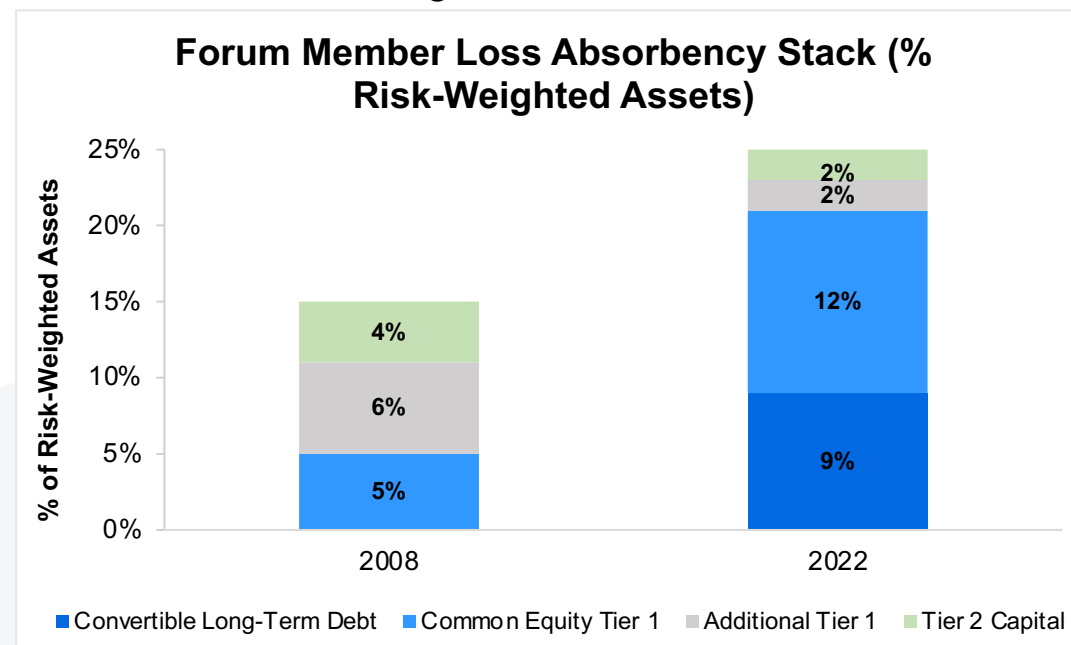
Note: Capital amounts are reflective of the regulatory definition of capital at each point in time; Line chart represents a rolling four-quarter average

Forum Member Total Loss Absorbency

Since 2008, **Forum members' total loss absorbency**—measured by convertible long-term debt, Tier 2 capital, common equity Tier 1 and additional Tier 1 capital—**has grown by \$936 billion, more than doubling, substantially improving Forum members' ability to withstand losses.**



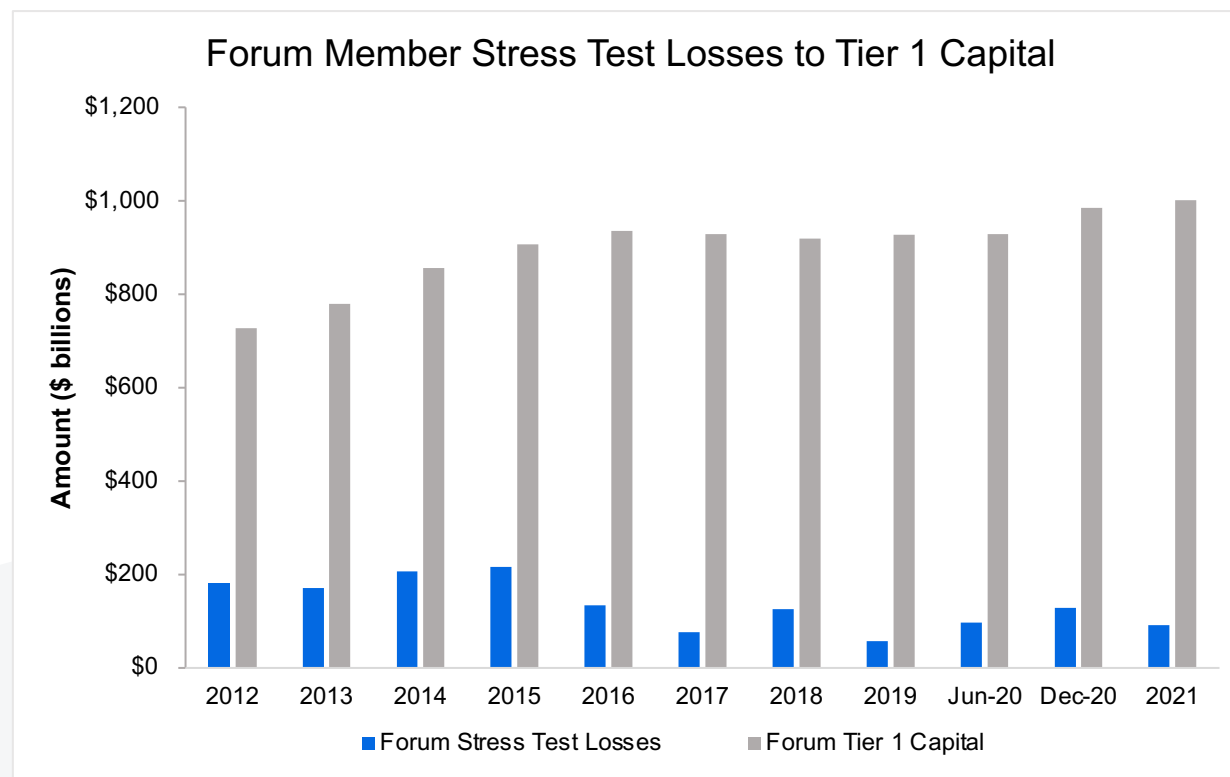
- Common equity Tier 1, the most loss absorbing form of capital, has grown by \$565 billion since 2008, and has increased as a percent of total Tier 1 capital, from 45 percent to 87 percent



- Estimated convertible long-term debt, debt that may be converted into equity to absorb losses

| Forum Capital Resiliency and Stress Tests

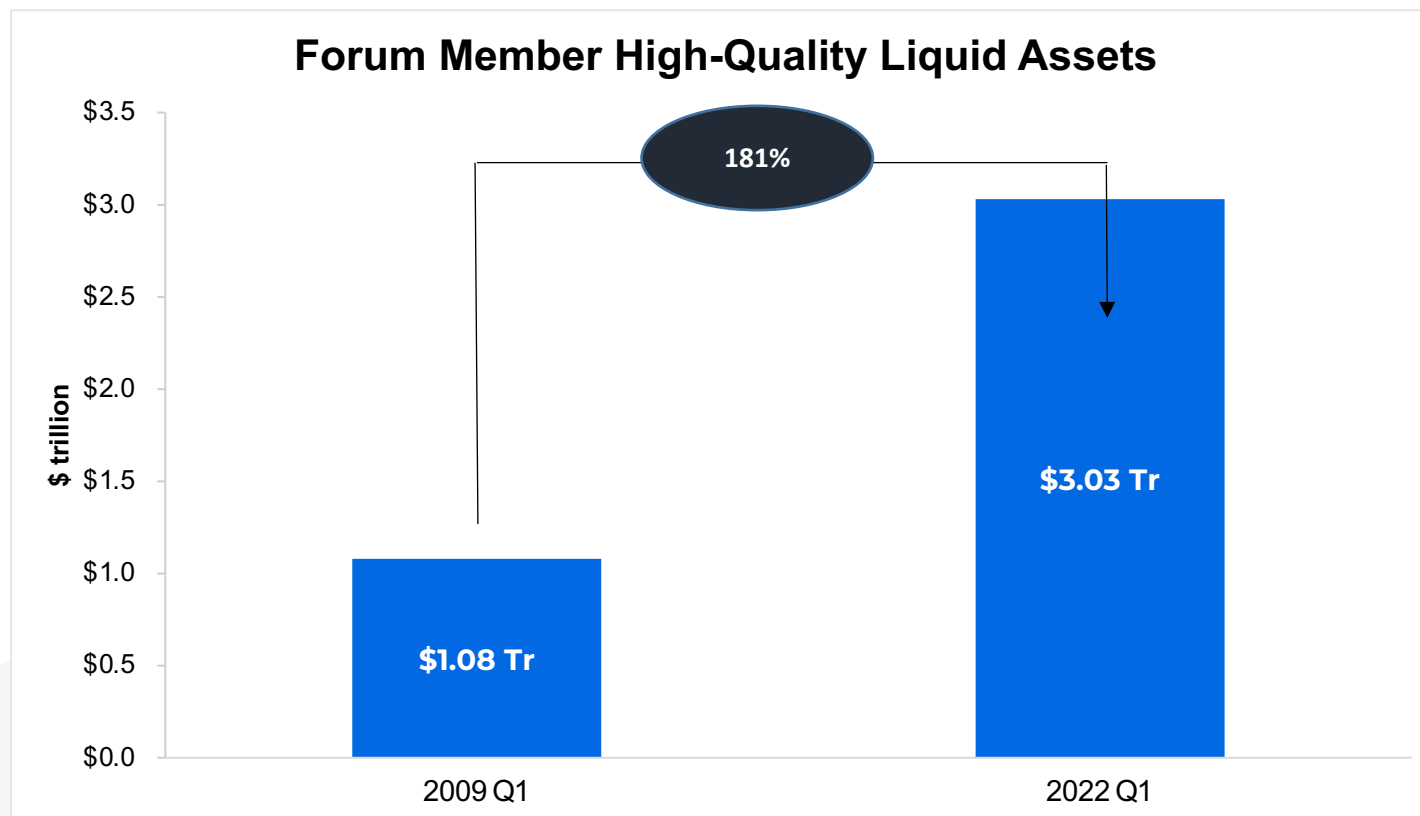
Stress tests have become an important part of the capital regime for Forum members. While losses sustained from stress tests are significant, they pale in comparison to the amount of Forum member Tier 1 capital.



- Forum aggregate stress test losses range from 6.2 percent to 24.9 percent of Forum aggregate Tier 1 capital, demonstrating that Forum members maintain substantial capital to sustain losses as severe as those contemplated in the stress tests
- In addition, stress test losses are significantly more severe than the experience of the financial crisis

Improvements to Liquidity Profile

We have also greatly increased our liquidity profiles and now hold **over \$3 trillion in high-quality liquid assets** (HQLA). Since 2011, HQLA has nearly tripled.



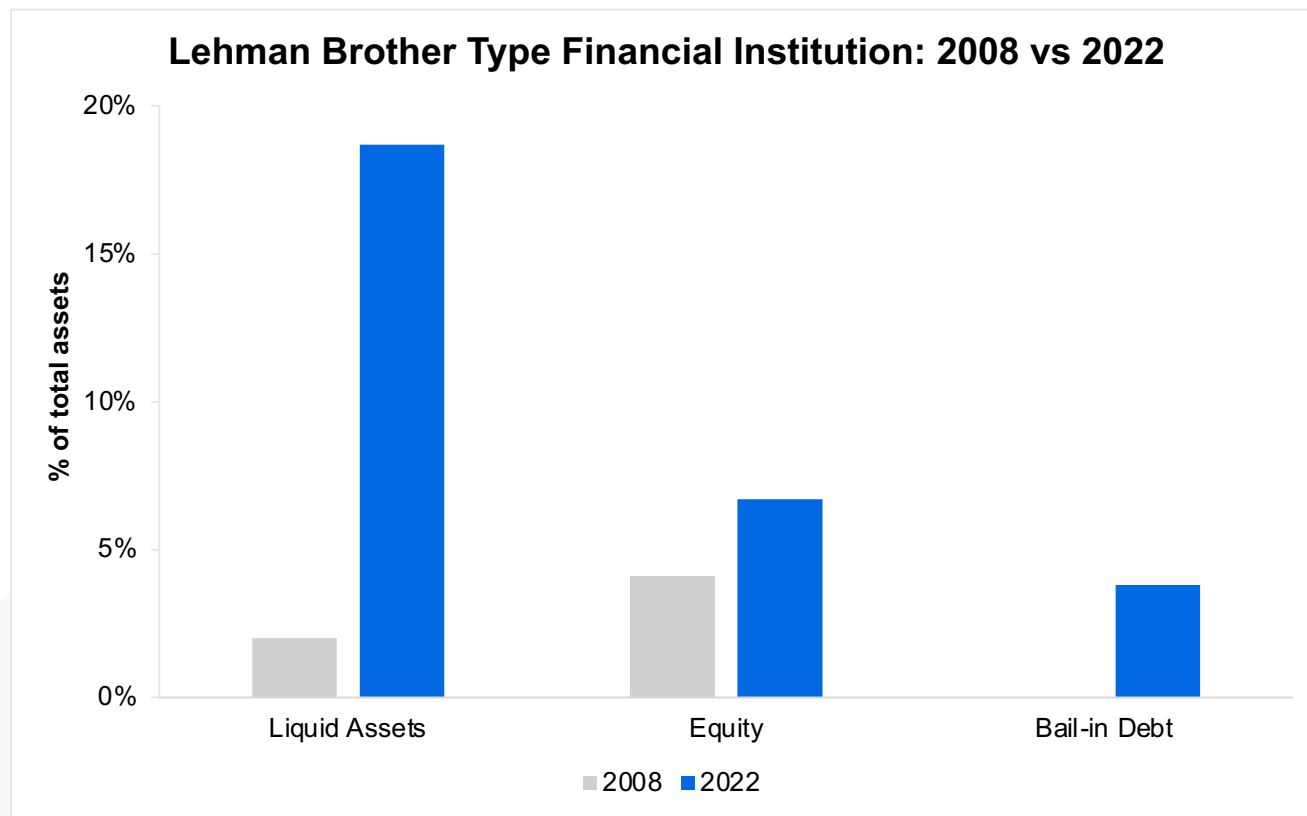
- Increased liquidity complements increased capital and improves resiliency to adverse shocks
- We have substantially increased HQLA, both in dollar amount and relative to total assets

Source: FR Y-9C data, available at <https://www.ffiec.gov/nicpubweb/nicweb/HCSGreaterThan10B.aspx>; Forum Members' LCR disclosures

Note: HQLA is reported according to Basel III at the Bank Holding Company level; Chart represents a rolling four-quarter average; 2021 Q2 HQLA data from firms' LCR disclosures

Post-Crisis Reforms and Resiliency

The collapse of Lehman Brothers is often regarded as the turning point of the 2007-2009 recession. A similarly sized financial entity subject to today's regulatory standards would be significantly more resilient to large shocks like those experienced during the financial crisis.



- In 2008, Lehman held low levels of cash and liquid resources making it susceptible to adverse shocks. Post-crisis liquidity regulations require much higher levels of liquidity
- Post-crisis capital requirements would result in a near doubling of capital levels relative to 2008
- Large banks now issue significant amounts of debt that can be “bailed in” to support a resolution event. Such debt was not available in 2008
- A number of additional regulatory and supervisory enhancements have strengthened the resiliency of the financial system

Improvements in Regulation and Supervision

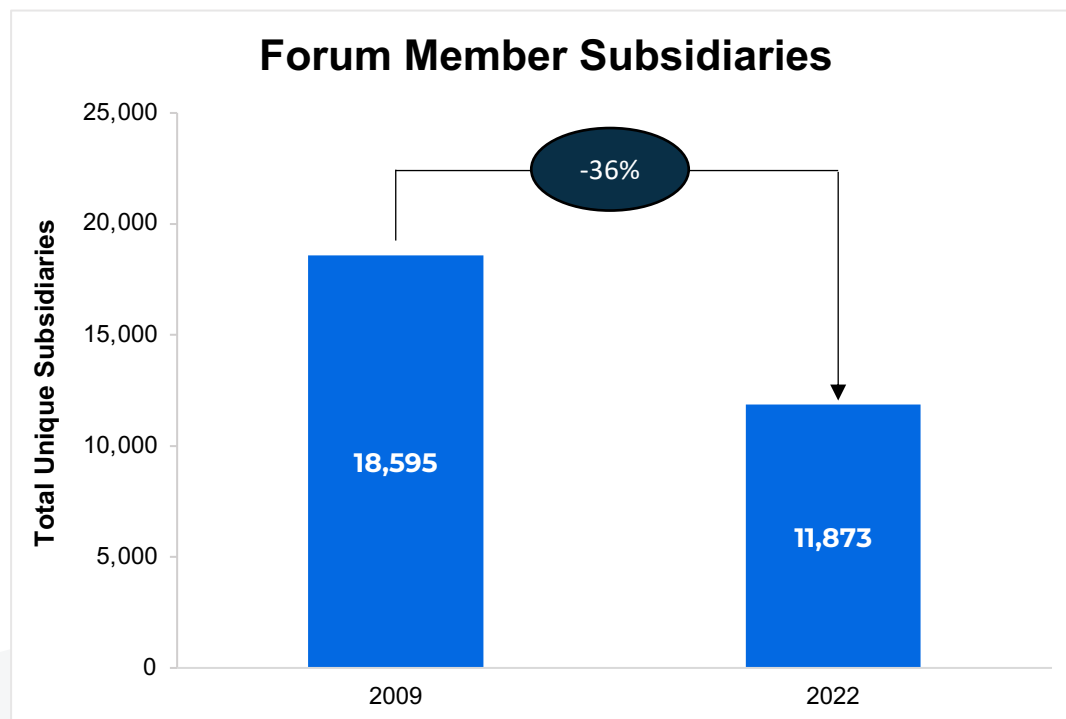
Additional Regulatory and Supervisory Developments

In conjunction with significantly higher levels of capital and liquidity, several post-crisis regulatory and supervisory reforms have greatly increased the resiliency of the U.S. financial system.



Resolution: Overview and Improvements

In concert with a regulatory requirement to submit resolution plans (often referred to as “living wills”), U.S. GSIBs have made **significant progress to reduce their organizational complexity and increase their resolvability.**



Total subsidiaries at U.S. GSIBs have declined by 36% since 2009, which suggests a significant decrease in organizational complexity

Through the regular submission of resolution plans to the FRB and FDIC, large banks explain how they would undergo a rapid and orderly resolution in the event of material financial distress or failure – decreased organizational complexity would facilitate such a resolution proceeding